

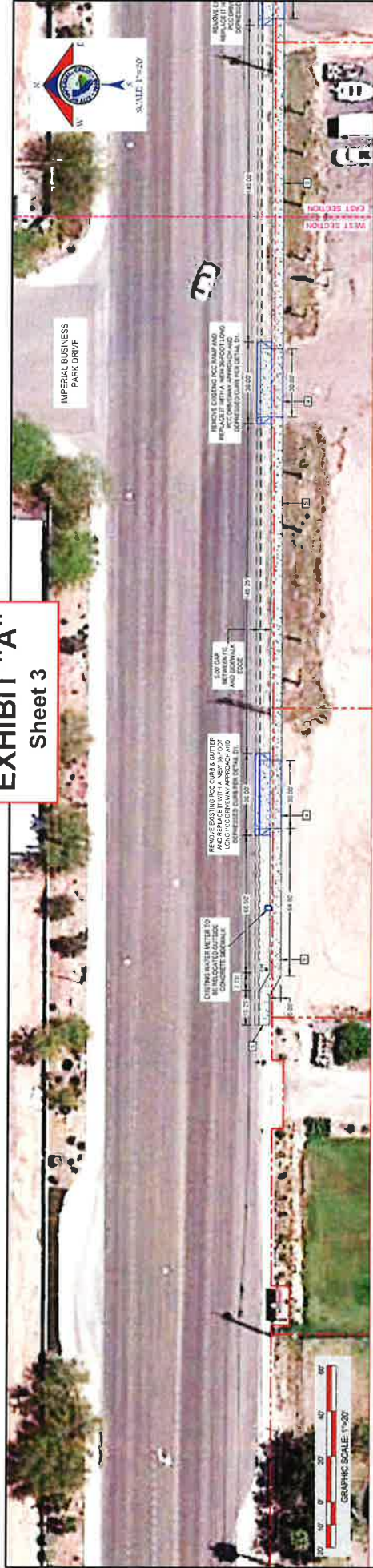






# EXHIBIT "A"

## Sheet 3



- KEYNOTES
1. INSTALL HANDICAP RAMP PER DETAIL D2 (SOUTHWEST CORNER OF LABRUCHERIE RD & ATEN BLVD INTERSECTION).
  2. INSTALL PCC CURBS AND GUTTER PER DETAIL D5 (CITY STD. DET. NO. 21).
  3. INSTALL PCC ATTACHED SIDEWALK PER DETAIL D6 (CITY STD. DET. NO. 26).
  4. INSTALL PCC DRIVEWAY APPROACH PER DETAIL D1.
  5. INSTALL PCC DETACHED SIDEWALK PER DETAIL D3.
  6. INSTALL HANDICAP RAMP PER DETAIL D4 (NORTHWEST CORNER OF LABRUCHERIE RD & ATEN BLVD INTERSECTION). INCLUDES REMOVAL AND DISPOSAL OF EXISTING HANDICAP RAMPS/CURBS & GUTTER.
  7. INSTALL PCC DRIVEWAY APPROACH PER DETAIL D2 (CITY STD. DET. NO. 23).
  8. INSTALL PEDESTRIAN PUSH BUTTON SYSTEM TYPE 'B' PER CALTRANS 2015 STANDARD. INCLUDES REMOVAL AND DISPOSAL OF EXISTING PEDESTRIAN PUSH BUTTON ASSEMBLY. WIRING AND ALL NECESSARY APPURTENANCES FOR PROPER OPERATION. ALSO INCLUDES PUSH BUTTON ASSEMBLY POST PER CALTRANS 2015 STANDARD PLAN RSP-ES-7A.



REVISED	DATE

**CITY OF IMPERIAL**  
 420 South Imperial Avenue  
 Imperial, CA 92251  
 Ph: (760) 355-3840 • Fax: (760) 355-4718

**COMMUNITY DEVELOPMENT DEPARTMENT**

SITE PLAN - ATEN BLVD.  
 ATEN BOULEVARD SIDEWALK PROJECT  
 PHASE 2  
 FROM LABRUCHERIE ROAD TO SHILOH ROAD


SHEET **3**  
 OF **5** SHEETS  
 DATE: 08/13/2018



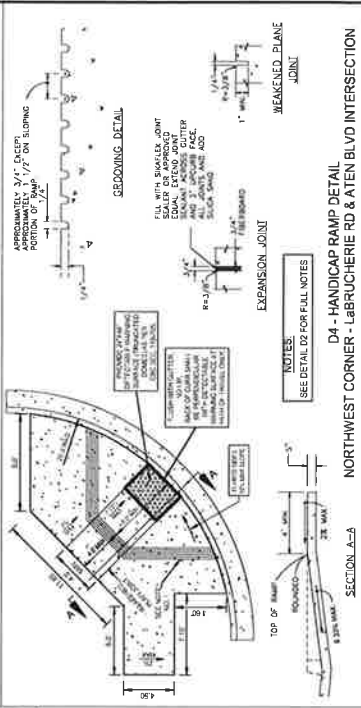
DRAWING/REVISIONS: A, B, C, D, E. The engineer preparing these plans will not be responsible for, or liable for, unauthorised changes to or use of these plans. All changes to the plans must be in writing and must be approved by the preparer of these plans.

# EXHIBIT "A"

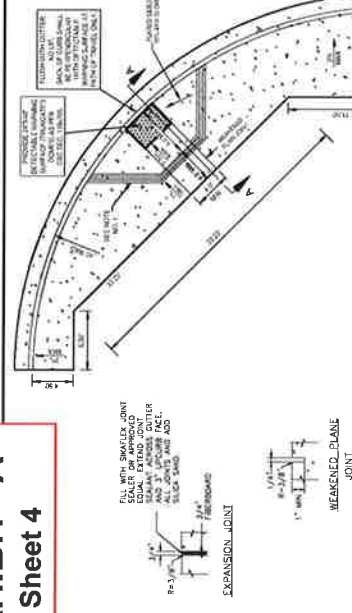
Sheet 4



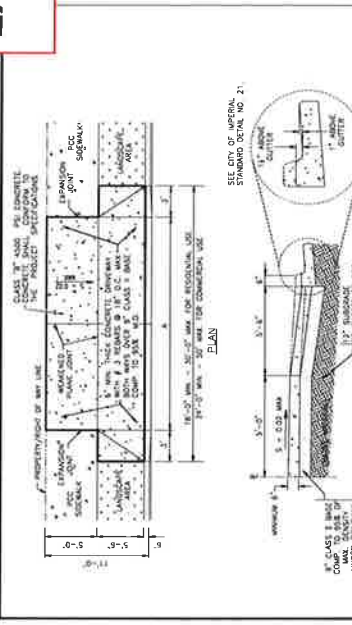
- NOTES:**
- 1) EXPANSION JOINTS TO BE INSTALLED AT ALL B.C.S., C.C.S. CURB RETURNS AND STRUCTURES IN ADDITION TO @ 40' O.C.
  - 2) SIDEWALK AND CURB SHALL NOT BE POURED MONOLITHIC.
  - 3) SIDEWALK SHALL BE A MINIMUM 100% DENSITY AND MAINTAIN A MOISTURE CONTENT OF 10% ±
  - 4) ALL JOINTS SHALL BE FINISHED WITH A 1/4" WIDE GROUT CHANNEL.
  - 5) ALL METAL FORM STAKES MUST HAVE PROTECTIVE COINGS SUCH AS "MUSHROOMS" INSTALLED AT ALL TIMES DURING ITS USE.
  - 6) CONCRETE SHALL BE CLASS 30' CONCRETE WHICH SHALL ATAIN A 28-DAY COMPRESSIVE STRENGTH OF 4000 PSI IN ACCORDANCE WITH ASTM C29/C39M-98 AND SHALL CONTAIN 1-1/2 LBS OF POLYPROPYLENE FIBER PER CUBIC YARD.
  - 7) TIGHTNESS TEST FOR ALL NEW SIDEWALKS ARE REQUIRED BY THE CITY OF IMPERIAL WITH NO EXCEPTIONS.



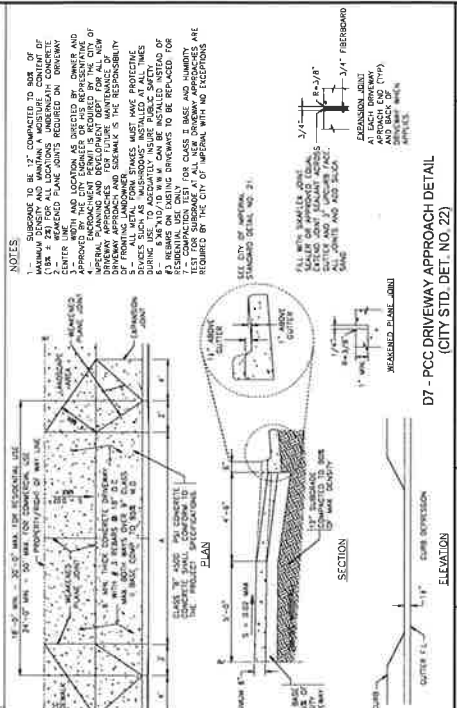
- NOTES:**
- 1) EXPANSION JOINTS TO BE INSTALLED AT ALL B.C.S., C.C.S. CURB RETURNS AND STRUCTURES IN ADDITION TO @ 40' O.C.
  - 2) SIDEWALK AND CURB SHALL NOT BE POURED MONOLITHIC.
  - 3) SIDEWALK SHALL BE A MINIMUM 100% DENSITY AND MAINTAIN A MOISTURE CONTENT OF 10% ±
  - 4) ALL JOINTS SHALL BE FINISHED WITH A 1/4" WIDE GROUT CHANNEL.
  - 5) ALL METAL FORM STAKES MUST HAVE PROTECTIVE COINGS SUCH AS "MUSHROOMS" INSTALLED AT ALL TIMES DURING ITS USE.
  - 6) CONCRETE SHALL BE CLASS 30' CONCRETE WHICH SHALL ATAIN A 28-DAY COMPRESSIVE STRENGTH OF 4000 PSI IN ACCORDANCE WITH ASTM C29/C39M-98 AND SHALL CONTAIN 1-1/2 LBS OF POLYPROPYLENE FIBER PER CUBIC YARD.
  - 7) TIGHTNESS TEST FOR ALL NEW SIDEWALKS ARE REQUIRED BY THE CITY OF IMPERIAL WITH NO EXCEPTIONS.




- NOTES:**
- 1) EXPANSION JOINTS TO BE INSTALLED AT ALL B.C.S., C.C.S. CURB RETURNS AND STRUCTURES IN ADDITION TO @ 40' O.C.
  - 2) SIDEWALK AND CURB SHALL NOT BE POURED MONOLITHIC.
  - 3) SIDEWALK SHALL BE A MINIMUM 100% DENSITY AND MAINTAIN A MOISTURE CONTENT OF 10% ±
  - 4) ALL JOINTS SHALL BE FINISHED WITH A 1/4" WIDE GROUT CHANNEL.
  - 5) ALL METAL FORM STAKES MUST HAVE PROTECTIVE COINGS SUCH AS "MUSHROOMS" INSTALLED AT ALL TIMES DURING ITS USE.
  - 6) CONCRETE SHALL BE CLASS 30' CONCRETE WHICH SHALL ATAIN A 28-DAY COMPRESSIVE STRENGTH OF 4000 PSI IN ACCORDANCE WITH ASTM C29/C39M-98 AND SHALL CONTAIN 1-1/2 LBS OF POLYPROPYLENE FIBER PER CUBIC YARD.
  - 7) TIGHTNESS TEST FOR ALL NEW SIDEWALKS ARE REQUIRED BY THE CITY OF IMPERIAL WITH NO EXCEPTIONS.




- NOTES:**
- 1) EXPANSION JOINTS TO BE INSTALLED AT ALL B.C.S., C.C.S. CURB RETURNS AND STRUCTURES IN ADDITION TO @ 40' O.C.
  - 2) SIDEWALK AND CURB SHALL NOT BE POURED MONOLITHIC.
  - 3) SIDEWALK SHALL BE A MINIMUM 100% DENSITY AND MAINTAIN A MOISTURE CONTENT OF 10% ±
  - 4) ALL JOINTS SHALL BE FINISHED WITH A 1/4" WIDE GROUT CHANNEL.
  - 5) ALL METAL FORM STAKES MUST HAVE PROTECTIVE COINGS SUCH AS "MUSHROOMS" INSTALLED AT ALL TIMES DURING ITS USE.
  - 6) CONCRETE SHALL BE CLASS 30' CONCRETE WHICH SHALL ATAIN A 28-DAY COMPRESSIVE STRENGTH OF 4000 PSI IN ACCORDANCE WITH ASTM C29/C39M-98 AND SHALL CONTAIN 1-1/2 LBS OF POLYPROPYLENE FIBER PER CUBIC YARD.
  - 7) TIGHTNESS TEST FOR ALL NEW SIDEWALKS ARE REQUIRED BY THE CITY OF IMPERIAL WITH NO EXCEPTIONS.



- NOTES:**
- 1) EXPANSION JOINTS TO BE INSTALLED AT ALL B.C.S., C.C.S. CURB RETURNS AND STRUCTURES IN ADDITION TO @ 40' O.C.
  - 2) SIDEWALK AND CURB SHALL NOT BE POURED MONOLITHIC.
  - 3) SIDEWALK SHALL BE A MINIMUM 100% DENSITY AND MAINTAIN A MOISTURE CONTENT OF 10% ±
  - 4) ALL JOINTS SHALL BE FINISHED WITH A 1/4" WIDE GROUT CHANNEL.
  - 5) ALL METAL FORM STAKES MUST HAVE PROTECTIVE COINGS SUCH AS "MUSHROOMS" INSTALLED AT ALL TIMES DURING ITS USE.
  - 6) CONCRETE SHALL BE CLASS 30' CONCRETE WHICH SHALL ATAIN A 28-DAY COMPRESSIVE STRENGTH OF 4000 PSI IN ACCORDANCE WITH ASTM C29/C39M-98 AND SHALL CONTAIN 1-1/2 LBS OF POLYPROPYLENE FIBER PER CUBIC YARD.
  - 7) TIGHTNESS TEST FOR ALL NEW SIDEWALKS ARE REQUIRED BY THE CITY OF IMPERIAL WITH NO EXCEPTIONS.



- NOTES:**
- 1) EXPANSION JOINTS TO BE INSTALLED AT ALL B.C.S., C.C.S. CURB RETURNS AND STRUCTURES IN ADDITION TO @ 40' O.C.
  - 2) SIDEWALK AND CURB SHALL NOT BE POURED MONOLITHIC.
  - 3) SIDEWALK SHALL BE A MINIMUM 100% DENSITY AND MAINTAIN A MOISTURE CONTENT OF 10% ±
  - 4) ALL JOINTS SHALL BE FINISHED WITH A 1/4" WIDE GROUT CHANNEL.
  - 5) ALL METAL FORM STAKES MUST HAVE PROTECTIVE COINGS SUCH AS "MUSHROOMS" INSTALLED AT ALL TIMES DURING ITS USE.
  - 6) CONCRETE SHALL BE CLASS 30' CONCRETE WHICH SHALL ATAIN A 28-DAY COMPRESSIVE STRENGTH OF 4000 PSI IN ACCORDANCE WITH ASTM C29/C39M-98 AND SHALL CONTAIN 1-1/2 LBS OF POLYPROPYLENE FIBER PER CUBIC YARD.
  - 7) TIGHTNESS TEST FOR ALL NEW SIDEWALKS ARE REQUIRED BY THE CITY OF IMPERIAL WITH NO EXCEPTIONS.



- NOTES:**
- 1) EXPANSION JOINTS TO BE INSTALLED AT ALL B.C.S., C.C.S. CURB RETURNS AND STRUCTURES IN ADDITION TO @ 40' O.C.
  - 2) SIDEWALK AND CURB SHALL NOT BE POURED MONOLITHIC.
  - 3) SIDEWALK SHALL BE A MINIMUM 100% DENSITY AND MAINTAIN A MOISTURE CONTENT OF 10% ±
  - 4) ALL JOINTS SHALL BE FINISHED WITH A 1/4" WIDE GROUT CHANNEL.
  - 5) ALL METAL FORM STAKES MUST HAVE PROTECTIVE COINGS SUCH AS "MUSHROOMS" INSTALLED AT ALL TIMES DURING ITS USE.
  - 6) CONCRETE SHALL BE CLASS 30' CONCRETE WHICH SHALL ATAIN A 28-DAY COMPRESSIVE STRENGTH OF 4000 PSI IN ACCORDANCE WITH ASTM C29/C39M-98 AND SHALL CONTAIN 1-1/2 LBS OF POLYPROPYLENE FIBER PER CUBIC YARD.
  - 7) TIGHTNESS TEST FOR ALL NEW SIDEWALKS ARE REQUIRED BY THE CITY OF IMPERIAL WITH NO EXCEPTIONS.

NO.	REVISIONS	DATE

**CITY OF IMPERIAL**  
 420 South Imperial Avenue  
 Imperial, CA 92251  
 Ph: (760) 355-3840 • Fax: (760)355-4718

**COMMUNITY DEVELOPMENT DEPARTMENT**

**DETAILS SHEET**

**D7 - PCC DRIVEWAY APPROACH DETAIL**  
 (CITY STD. DET. NO. 22)

**ATEN BOULEVARD SIDEWALK PROJECT**  
**PHASE 2**  
**FROM LABRUCHERIE ROAD TO SHILOH ROAD**

SHEET **4** OF **5**

DATE: 08/13/2018

**EXHIBIT "A"**  
**Sheet 5**



**PHOTO #1**  
SOUTH-WEST CORNER - Labrucherie Rd & Aten Blvd Intersection  
EXISTING TRAFFIC SIGNAL SIGNAL BOX TO BE REMOVED AND REPLACED AT SOUTH SIDE OF TRAFFIC SIGNAL LIGHT. NO SPLICING OF TRAFFIC SIGNAL CABLE SHALL BE PERMITTED UNLESS OTHERWISE DIRECTED BY THE CITY OF IMPERIAL.



**PHOTO #2**  
SOUTH-WEST CORNER - Labrucherie Rd & Aten Blvd Intersection  
EXISTING CATCH BASIN TO BE REMOVED AND REPLACED.



**PHOTO #3**  
SOUTH-WEST CORNER - Labrucherie Rd & Aten Blvd Intersection  
EXISTING STREET LIGHT COLUMNS TO BE REMOVED AND REPLACED AT NEW FOUNDATION.



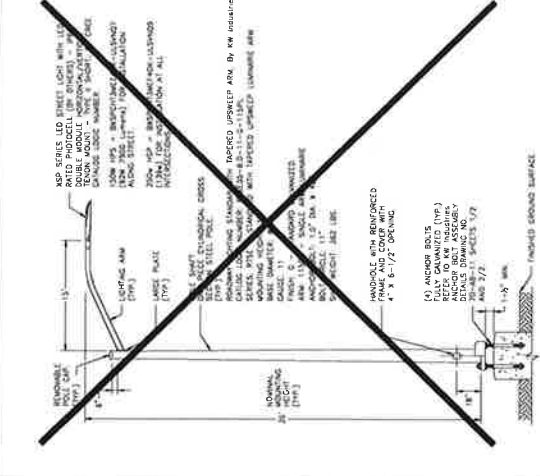
**PHOTO #4**  
SOUTH-WEST CORNER - Labrucherie Rd & Aten Blvd Intersection  
EXISTING 35'X21' TRAFFIC SIGNAL BOX TO BE REMOVED AND REPLACED. NO SPLICING OF TRAFFIC SIGNAL CABLE SHALL BE PERMITTED UNLESS OTHERWISE DIRECTED BY THE CITY OF IMPERIAL.



**PHOTO #5**  
NORTH-WEST CORNER - Labrucherie Rd & Aten Blvd Intersection  
EXISTING 20.5' ADA RAMP TO BE REMOVED AND REPLACED PER DETAIL 4. REPLACEMENT INCLUDES CURB & GUTTER.



**PHOTO #6**  
NORTH-WEST CORNER - Labrucherie Rd & Aten Blvd Intersection  
EXISTING 20.9' ADA RAMP TO BE REMOVED AND REPLACED PER DETAIL 4. REPLACEMENT INCLUDES CURB & GUTTER.



**D8 - STREET LIGHT DETAIL (USE FOUNDATION ONLY)**  
(CITY STD. DET. NO. 64)

NO.	REVISIONS	APPROVED	DATE

UNAUTHORIZED CHANGES & USE: The engineer preparing these plans will not be responsible for, or liable for, unauthorized changes to or use of these plans. All changes to the plans must be in writing and must be approved by the preparer of these plans.

**CITY OF IMPERIAL**  
420 South Imperial Avenue  
Imperial, CA 92251  
Ph: (760) 355-3840 • Fax: (760) 355-4718

**COMMUNITY DEVELOPMENT DEPARTMENT**

**PHOTO REPORT**  
**ATEN BOULEVARD SIDEWALK PROJECT**  
**PHASE 2**  
**FROM LABRUCHERIE ROAD TO SHILOH ROAD**

**SHEET 5**  
OF **5** SHEETS

DATE: 08/13/2018