




DATE SUBMITTED 05/25/2022
 SUBMITTED BY COMMUNITY DEVELOPMENT DIRECTOR OTHON MORA
 DATE ACTION REQUIRED 06/01/2022

COUNCIL ACTION (X)
 PUBLIC HEARING REQUIRED ()
 RESOLUTION ()
 ORDINANCE 1ST READING ()
 ORDINANCE 2ND READING ()
 CITY CLERK'S INITIALS ()

**IMPERIAL CITY COUNCIL
 AGENDA ITEM**

SUBJECT:	DISCUSSION/ACTION: RESOLUTION ADOPTING PROJECT LIST FOR FISCAL YEAR 2022-2023 FUNDED BY SB 1: THE ROAD REPAIR AND ACCOUNTABILITY ACT OF 2017		
DEPARTMENT INVOLVED:	COMMUNITY DEVELOPMENT DEPARTMENT		
BACKGROUND/SUMMARY:	<p>On April 28, 2017 the Governor signed Senate Bill (SB) 1 (Beall, Chapter 5, Statutes of 2017), which is known as the Road Repair and Accountability Act of 2017 to address basic road maintenance, rehabilitation and critical safety needs on both the state highway and local streets and road system, SB 1: increases per gallon fuel excise taxes; increases diesel fuel sales taxes and vehicle registration fees; and provides for inflationary adjustments to tax rates in future years.</p> <p>A percentage of the Road Maintenance and Rehabilitation Account (RMRA) funding will be apportioned by formula to eligible cities and counties pursuant to Streets and Highways Code (SHC) Section 2032(h) for basic road maintenance, rehabilitation, and critical safety projects on the local streets and roads system. The City will receive \$462,481 in RMRA funds for FY 2022-2023.</p> <p>For details see attached Exhibits "A" & "B".</p> <p>Prior to receiving RMRA funds from the Controller in a fiscal year, we must submit to the Commission a list of projects proposed to be funded with these funds. Project list is as follows:</p> <p>Project #1 - La Brucherie Road Widening from Aten Boulevard to South City Limits.</p>		
FISCAL IMPACT: \$462,481 in SB1 RMRA funds for FY 2022-2023	ADMIN SERVICES SIGN INITIALS		
STAFF RECOMMENDATION: Staff recommends approval of a resolution adopting the project list for fiscal year 2022-2023 funded by SB 1: The Road Repair and Accountability Act of 2017.	DEPT. INITIALS		
MANAGER'S RECOMMENDATION: <i>approve</i>	CITY MANAGER'S INITIALS		
MOTION:			
SECONDED:	APPROVED ()	REJECTED ()	
AYES:	DISAPPROVED ()	DEFERRED ()	
NAYES:			
ABSENT:	REFERRED TO:		

RESOLUTION NO. 2022-24

RESOLUTION OF THE CITY COUNCIL OF THE CITY OF IMPERIAL, CALIFORNIA ADOPTING A LIST OF PROJECTS FOR FISCAL YEAR 2022-2023 FUNDED BY SB 1: THE ROAD REPAIR AND ACCOUNTABILITY ACT OF 2017

WHEREAS, Senate Bill 1 (SB1), the Road Repair and Accountability Act of 2017 (Chapter 5, Statutes of 2017) was passed by the Legislature and Signed into law by the Governor in April 2017 in order to address the significant multi-modal transportation funding shortfalls statewide; and

WHEREAS, SB1 includes accountability and transparency provisions that will ensure the residents of the City of Imperial are aware of the projects proposed for funding in our community and which project has been completed each fiscal year; and

WHEREAS, the City of Imperial must include a list of all projects proposed to receive funding from the Road Maintenance and Rehabilitation Account (RMRA), created by SB1, in the City's budget, which must include a description and the location of each proposed project, a proposed schedule for the project's completion, and the estimated useful life of the improvement; and

WHEREAS, the City, will receive an estimated \$462,481.00 in RMRA funding in Fiscal Year 2022-2023 from SB1; and

WHEREAS, the funding from SB1 will help the City maintain and rehabilitate major streets and roadways throughout the City this year and several similar projects into the future; and

WHEREAS, the 2016 California Statewide Local Streets and Roads Needs Assessment found that the City streets and roads are in a very poor condition and this revenue will help us increase the overall quality of our road system and over the next decade will bring our streets and roads into an excellent condition; and

WHEREAS, without revenue from SB1, the City, would have otherwise been postponing or canceling projects throughout the community; and

WHEREAS, if the Legislature and Governor failed to act, city streets and county roads would have continued to deteriorate, having many and varied negative impacts on our community; and

WHEREAS, cities and counties own and operate more than 81 percent of streets and roads in California, and from the moment we open our front door to drive to work, bike to school, or walk to the bus station, people are dependent upon a safe, reliable local transportation network; and

WHEREAS, modernizing the local street and road system provides well-paying construction jobs and boosts local economies; and

WHEREAS, the local street and road system is also critical for farm to market needs, interconnectivity, multimodal needs, and commerce; and

WHEREAS, police, fire, and emergency medical services all need safe reliable roads to react quickly to emergency calls and a few minutes of delay can be a matter of life and death; and

WHEREAS, maintaining and preserving the local street and road system in good condition will reduce drive times and traffic congestion, improve bicycle safety, and make the pedestrian experience safer and more appealing, which leads to reduce vehicle emissions helping the State achieve its air quality and greenhouse gas emissions reductions goals; and

WHEREAS, restoring roads before they fail also reduces construction time which results in less air pollution from heavy equipment and less water pollution from site run-off; and

WHEREAS, the SB1 project list and overall investment in our local streets and roads infrastructure with a focus on basic maintenance and safety, investing in complete streets infrastructure, and using cutting-edge technology, materials and practices, will have significant positive co-benefits statewide.

NOW, THEREFORE, BE IT RESOLVED, that the City Council of the City of Imperial does hereby;

1. The foregoing recitals are true and correct; and
2. The fiscal year 2022-2023 list of projects planned to be funded with Road Maintenance and Rehabilitation Account revenues:

Project #1: La Brucherie Road Widening Project
Location: La Brucherie Road from Aten Boulevard to South City Limits
Description: Increasing from a 2-lane to a 4-lane roadway configuration, including removal & replacement of exiting AC pavement, new street lights, new concrete curb & gutter and new sidewalks.
Estimated
Useful Life: 25-30 years

Anticipated
Year of
Construction: September 2022

BE IT FURTHER RESOLVED, that failure to meet project delivery deadlines may be deemed as sufficient cause for the Senate Bill 1 (SB 1) to terminate an agency's project and reprogram State funds as deemed necessary.

The City Attorney is authorized to make minor typographical changes to this Resolution that does not change the substance of this Resolution;

PASSED AND ADOPTED by the City of Imperial City Council during a Regular Meeting this 1st day of June 2022.

Geoffrey Dale, Mayor

ATTEST:

City Clerk

EXHIBIT B

Excerpt: Local Streets and Roads Estimates: 2021-22, 2022-23
Including Highway Users Tax Account (HUTA) and
Road Maintenance and Rehabilitation Account (RMRA)

ATTACHMENT B

Local Streets and Roads - Projected FY2022-23 Revenues

Based on State Dept of Finance statewide revenue projections

Estimated January 2022

	Highway Users Tax Acct (HUTA) ⁽¹⁾ Streets & Highways Code					TOTAL HUTA	Road Mntnc Rehab Acct	TOTAL
	Sec2103 ⁽⁵⁾	Sec2105 ⁽³⁾	Sec2106 ⁽³⁾	Sec2107 ⁽³⁾	Sec2107.5 ⁽⁴⁾			
FRESNO COUNTY								
CLOVIS	1,199,942	786,055	389,065	1,073,877	10,000	3,458,939	2,777,165	6,236,103
COALINGA	178,139	116,695	61,846	159,424	4,000	520,103	412,287	932,390
FIREBAUGH	80,033	52,428	30,429	71,625	2,000	236,515	185,229	421,744
FOWLER	65,013	42,589	25,620	58,183	2,000	193,404	150,468	343,872
FRESNO	5,385,134	3,527,678	1,729,315	4,819,374	20,000	15,481,501	12,463,437	27,944,938
HURON	72,922	47,769	28,152	65,261	2,000	216,104	168,772	384,876
KERMAN	158,746	103,991	55,636	142,068	4,000	464,441	367,404	831,846
KINGSBURG	128,864	84,416	46,067	115,326	3,000	377,673	298,245	675,918
MENDOTA	122,600	80,313	44,061	109,720	3,000	359,694	283,748	643,442
ORANGE COVE	94,363	61,815	35,019	84,449	2,000	277,646	218,396	496,042
PARLIER	155,890	102,120	54,722	139,512	4,000	456,243	360,794	817,037
REEDLEY	256,931	168,309	87,079	229,938	6,000	748,256	594,644	1,342,901
SANGER	269,400	176,477	91,071	241,097	6,000	784,045	623,502	1,407,547
SAN JOAQUIN	40,824	26,743	17,873	36,535	1,000	122,975	94,484	217,459
SELMA	241,172	157,986	82,032	215,835	5,000	702,026	558,173	1,260,199
GLENN COUNTY								
ORLAND	83,982	55,015	28,594	75,159	2,000	244,750	194,370	439,120
WILLOWS	61,389	40,214	22,193	54,939	2,000	180,735	142,079	322,814
HUMBOLDT COUNTY								
ARCATA	169,708	111,172	79,194	151,879	4,000	515,953	392,775	908,728
BLUE LAKE	12,429	8,142	10,249	11,124	1,000	42,944	28,767	71,711
EUREKA	267,804	175,432	122,196	239,669	6,000	811,101	619,810	1,430,911
FERNDALE	13,503	8,845	10,719	12,084	1,000	46,152	31,251	77,404
FORTUNA	117,459	76,945	56,290	105,119	3,000	358,813	271,849	630,662
RIO DELL	33,171	21,730	19,341	29,686	1,000	104,929	76,772	181,701
TRINIDAD	3,615	2,368	6,385	3,235	1,000	16,602	8,366	24,967
IMPERIAL COUNTY								
BRAWLEY	269,134	176,303	104,928	240,859	6,000	797,224	622,887	1,420,111
CALEXICO	398,736	261,203	153,146	356,845	6,000	1,175,931	922,842	2,098,773
CALIPATRIA	75,886	49,712	33,033	67,914	2,000	228,545	175,633	404,178
EL CENTRO	443,175	290,314	169,679	396,615	6,000	1,305,783	1,025,691	2,331,474
HOLTVILLE	61,418	40,234	27,650	54,966	2,000	186,268	142,148	328,415
IMPERIAL	199,826	130,902	79,143	178,833	4,000	592,704	462,481	1,055,184
WESTMORLAND	22,702	14,872	13,246	20,317	1,000	72,136	52,542	124,678
INYO COUNTY								
BISHOP	38,647	25,317	20,076	34,587	1,000	119,628	89,446	209,074