

DATE SUBMITTED 09/24/24
 SUBMITTED BY Police Department
 DATE ACTION REQUIRED 10/10/24

COUNCIL ACTION (x)
 PUBLIC HEARING REQUIRED ()
 RESOLUTION ()
 ORDINANCE 1ST READING ()
 ORDINANCE 2ND READING ()
 CITY CLERK'S INITIALS ()

**IMPERIAL CITY COUNCIL
 AGENDA ITEM**

| | |
|---|---|
| SUBJECT: DISCUSSION/ACTION: Approval to Purchase Prefabricated Kennel Facility for the Animal Control Shelter | |
| DEPARTMENT INVOLVED: Police Dept. | |
| BACKGROUND/SUMMARY: The Imperial Police Department is requesting authorization to purchase a new kennel structure to replace the current kennels that were destroyed during a severe storm on October of 2022. Since the incident, the remaining structure has had limited functionality, significantly affecting the department's ability to house and care for dogs and other animals. The proposed structure, a 12-foot by 32-foot, six-kennel facility, offers several key benefits that will address the immediate needs of the department: <ol style="list-style-type: none"> 1. Enhanced Animal Care: The new structure will be fully enclosed and equipped with essential amenities, including air conditioning, ensuring a safe and comfortable environment for the animals, particularly during extreme weather conditions. 2. Durability and Longevity: The prefabricated structure is designed to withstand future adverse weather conditions. By investing in a high-quality, durable facility, the department will avoid frequent repairs and replacements, ensuring long-term savings. 3. Seamless Installation: The structure will be delivered, by the Custom Dog Kennel staff. The city staff will connect the existing water, sewer, and power to the structure. The structure is estimated to have lead time of approximately 4.5 months once ordered. Attached you will find the quote, along with current photos of existing kennel facility. | |
| FISCAL IMPACT: \$62,291.95 from the General Fund | ADMIN SERVICES SIGN INITIALS <u>DEP</u> |
| STAFF RECOMMENDATION: Approve | DEPT. INITIALS <u>MS #401</u> |
| MANAGER'S RECOMMENDATION: | CITY MANAGER'S INITIALS <u>AM</u> |
| MOTION: | |
| SECONDED: AYES: NAYES: ABSENT: | APPROVED () REJECTED () DISAPPROVED () DEFERRED () REFERRED TO: |

JAN-FEB

COPY

Bird-in-Hand
pet structures™



Custom Dog Kennel Proposal

470 Millwood Road, Willow Street, PA 17584
PH (717) 435-8222 • Fax (717) 435-8386
Email: sales@bihpet.com

(105)

Customer Contact Information

| | | |
|-------------------|-------|------------------------------|
| Dealer | Date | 6-27-24 |
| Name | Phone | 760-460-1226 |
| Street | Email | jschaffer@cityofimperial.org |
| City, State, Zip | Fax# | |
| Imperial CA 92251 | | |

| | | |
|------|---------------------------|-----------|
| SIZE | 12x22 6-Box w/ Metal Roof | 46,672.00 |
|------|---------------------------|-----------|

| OPTIONS | PRICE |
|---|---------|
| Elect. Package w/ Breaker box 3-lights 2-recep. | 2149.00 |
| Thru the wall Heat & AC unit | 2709.00 |
| 17x24 Deluxe Dog Doors x6 | 396.00 |
| Feeder Bowl system x6 | 1308.00 |
| Wash Tub, Retractable Hose Reel w/ Hose Port | 950.00 |
| S.S. Interior channel Drain | 980.00 |
| Freeze Proof Exterior water faucet | 161.00 |
| Elect. Tankless water Heater | 549.00 |
| Exhaust Fan | 623.00 |
| 4' high Interior Solid Dividers | 1176.00 |
| Exterior Entrance light | 273.00 |
| | |
| | |
| | |
| | |

| | | | |
|----------------------|-------------------|--------------|-----------|
| Authorized Signature | <u>David Fish</u> | SUBTOTAL | 57,946.00 |
| Customer Signature | _____ | DELIVERY | Included |
| | | 6% SALES TAX | |
| | | TOTAL | 57,946.00 |

Notice **Bird-In-Hand Pet Structures reserves the right to change any proposals due to current fluctuation of raw building materials.**



12' x 32' COMMERCIAL KENNEL

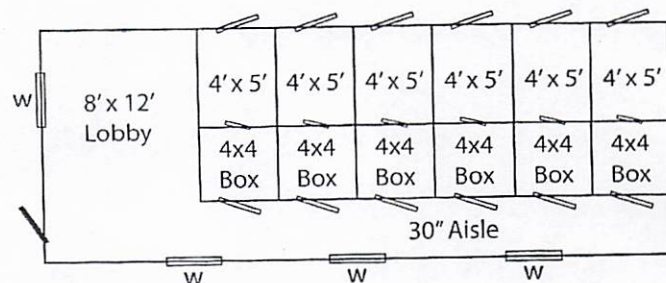

6 Run

Dk Gray Siding
 White Trim
 Charcoal Metal Roof

Capacity
 6

SHOWN WITH OPTIONAL:

- Metal Roof
- Deluxe Dog Doors
- Guillotine Dog Doors
- Pre-Hung 9-Lite Door
- Feeder Bowl System
- Hose Port
- Sink
- Interior Drain
- 16" Exhaust Fan
- 4' High Solid Kennel Dividers
- Electrical Package
- Exterior Entrance Light



Find us On-line www.thedogkennelcollection.com



N STREET

P/W DRIVEWAY

16.5'

63'

KENNEL

39'

29.5'

18.5'

50'

15' TO GATE RUNNER

21'

CONCRETE PAD

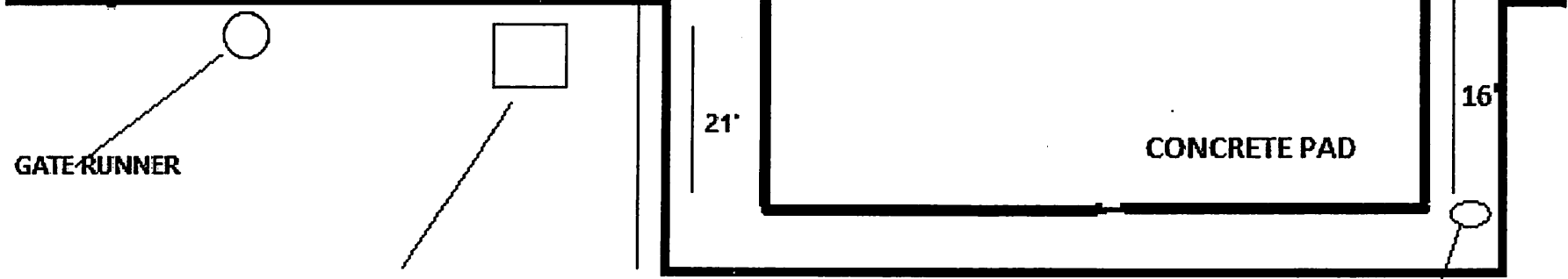
16'

GATE RUNNER

4' ELEC. POLE


ELEC. ACCESS

CITY YARD




Popular Options

Electrical Package




ELECTRICAL PACKAGE INCLUDES:

- 1 Light
- 1 Receptacle
- 1 Light Switch
- Electrical Box
- More Lights and Receptacles Can be Added




Hose Port



HOSE PORT - Attach a Garden Hose to Wash Down Interior Kennel. Gives You Access to Hot or Cold Water.


Exhaust Fan



16" 110-V EXHAUST FAN
w/Aluminum Gable Shutters
1900 CFM 1.35 AMPs
With Percentage Timer




2x4' 6 ga. Welded Wire



HOT DIPPED GALVANIZED
6 GA 2X2 WELDED WIRE PANELS

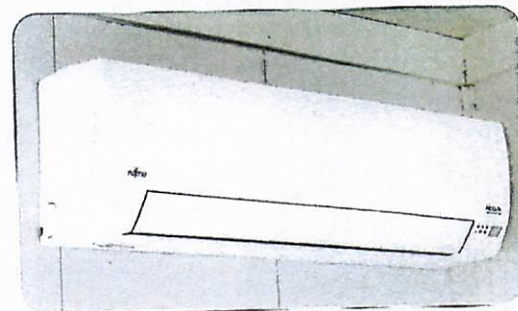
Mini Split Heat & A/C Unit

EXTERIOR VIEW



MINI SPLIT HEATER/AC UNIT
12,000 BTU Unit Requires 110-V A-C
24,000 BTU Unit Requires 220-V A-C
Low Temp Units Available for Colder Climates

INTERIOR VIEW



Interior View of
MINI SPLIT HEATER/AC UNIT

Color Options

METAL COLORS

| | | | | | | | |
|--------------|---------------|--------------|-----------|--------------|--------------|-----------|-------------|
| | | | | | | | |
| Bright White | Light Stone | Beige | Clay | Tan | Bone White | Ash Gray | Pewter Gray |
| | | | | | | | |
| Charcoal | Bronze | Scarlet Red | Barn Red | Colonial Red | Burgundy | Brown | Gold |
| | | | | | | | |
| Patina Green | Avocado Green | Forest Green | Evergreen | Slate Blue | Gallery Blue | Dark Blue | Black |

SHINGLE COLORS

| | | | | | | |
|----------|--------------|-------------|--------------|--------------|-------|--------------------|
| | | | | | | |
| Charcoal | Forest Green | Nickel Gray | Walnut Brown | Weather Gray | Cedar | Williamsburg Slate |


Cedar Shake (Optional)


Color Options

PAINT COLORS




VINYL COLORS

* Indicates stock colors - all other colors are non-stock.



STAIN COLORS

* Indicates Standard Stain Colors



URETHANE Stain Colors (OPTIONAL) Note: Urethane colors are only available on LP Siding.



Popular Options

Deluxe Dog Doors



Size 17"x30"

- Spring Loaded
- Swings in and out
- Chew Proof

Available Sizes

- 12x18
- 17x20
- 17x24
- 17x30

Guillotine Dog Doors




Guillotine Door

The Guillotine door is used as a secondary door for locking the dogs in or out without entering the box.

Available Sizes

| |
|-------|
| 10x15 |
| 12x18 |
| 17x20 |
| 17x24 |
| 17x30 |

Wash Tub




Nothing is More Convenient Than to Have A Sink Right in Your Kennel.

Feeder Bowl System



2 -3 Quart Bowls w/Stainless Steel Bracket (NEW) Hinged Rods to Keep Bowls in Place Instead of Springs - Much Easier!

Interior S.S. Drains



INTERIOR POLY COVER CHANNEL DRAIN

Our Drains are Placed Right Inside the Dog Door Against the Wall, From Standing in Feed Isle. You Can Just Wash Everything Back.











